



CALIFORNIA SNAPSHOT

AVID, Advancement Via Individual Determination,

is a 501(c)(3) nonprofit organization established in 1980. Today, AVID impacts more than 800,000 students. AVID has partnered with California districts and schools for over 30 years to provide academic and social support to ensure student success in high school, college, and careers.

AVID California's Statewide Impact:



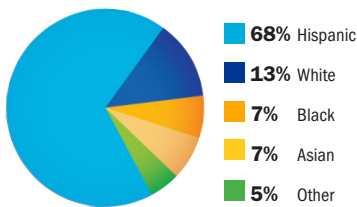
344
SCHOOL DISTRICTS

1,684
SCHOOL SITES
• 1,328 secondary
• 323 elementary
• 33 combination

California Students Served: 2014-15

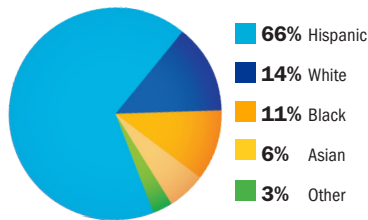
Secondary

ALL STUDENTS* 1,566,185
AVID ELECTIVE STUDENTS: 161,402



Elementary

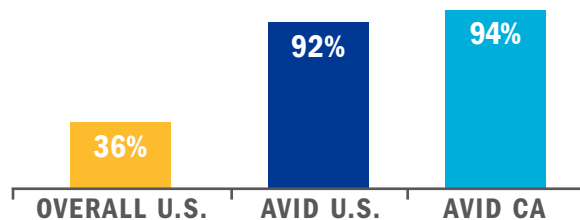
ALL STUDENTS* 110,858
AVID ELEMENTARY STUDENTS: 43,193



*AVID impacts all students when implemented Schoolwide, resulting in the complete transformation of the academic, college-going culture of the school.

AVID holds ALL students to high expectations

2015 AVID
California Seniors
Completing
Four-year
College Entrance
Requirements



AVID. (2015). AVID senior data collection: Study of 40,122 AVID seniors [Electronic Database], and Green, J.P., & Forster, G. (2003). Public high school graduation and college readiness rates in the United States (Report No. 3). New York: Manhattan Institute for Policy Research.

Goals of AVID's College Readiness System

- Accelerate under-achieving students who have potential into more rigorous courses
- Teach academic and social skills not targeted in other classes
- Provide intensive support with in-class tutors and a strong student/teacher relationship
- Create a positive peer group for students
- Develop a sense of hope and personal achievement through hard work and determination

AVID National Demonstration Schools

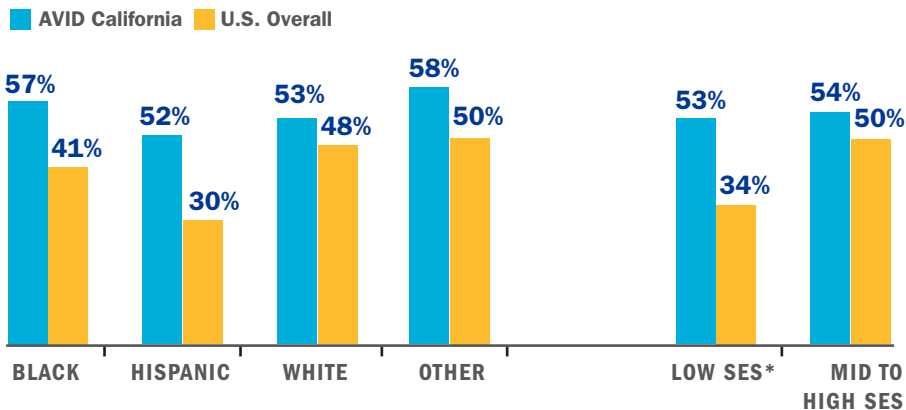


AVID National Demonstration Schools are exemplary models of the AVID College Readiness System. Demonstration Schools undergo a rigorous validation process and are required to be revalidated every few years to ensure high levels of implementation, with quality and fidelity to AVID strategies schoolwide.

AVID California – Closing the Achievement Gap for College Enrollment

Enrollment at Four-Year College Campuses: 2013-14

AVID California seniors are enrolling at more consistent rates between major subgroups than the population overall.



AVID Center. AVID Senior Data Collection (2014) U.S. Census Bureau (2014). Current Population Survey Data on School Enrollment. CPS October 2014-Detailed Tables [Data File, Table 7].
*Socio-Economic Status (SES)

“ AVID has become a systematic part of our school mission and vision. In using AVID strategies schoolwide, we have improved the educational experience for all of our students and continue to make strides towards closing the achievement gap. In so doing, we are providing a rich learning opportunity that will prepare students for their future and the new global economy. ”

— Eric A. Riegert, Principal at Oxnard High School, CA, an AVID National Demonstration School since 2008

Impressive Results for AVID California Seniors: 2015



Took at least one course of rigor*



Graduated from High School



Average High School GPA

89%

Applied to Four-year College/University

80%

Accepted

AVID (2015) AVID California senior data collection: Study of 17,967 AVID seniors
*Course of rigor: AP/IB/Cambridge and Dual-Enrollment

AVID California Professional Learning in 2014-15

Secondary Schools: 6-12

24%

of teachers, administrators, and counselors within these AVID schools have been AVID-trained

Elementary Schools: K-8

68%

of 4th-8th grade teachers within these AVID schools have been AVID-trained



AVID IS A NONPROFIT ORGANIZATION THAT PROVIDES EDUCATORS WITH PROVEN, REAL-WORLD STRATEGIES TO ACCELERATE THE PERFORMANCE OF UNDERREPRESENTED STUDENTS SO THAT THESE STUDENTS AND ALL STUDENTS ACROSS THE ENTIRE CAMPUS SUCCEED IN COLLEGE, CAREER, AND LIFE.

www.avid.org